

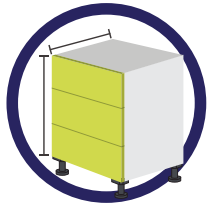
# How ONE CAB works in six easy steps



## STEP 1

### Register to become a member

Sign up for **free** and get instant access at [OneCab.com.au](http://OneCab.com.au)



## STEP 2

### Open a new job and enter project details

Enter your job from the huge range of components and customise colours, dimensions and materials.



## STEP 3

### Generate quotes, instantly!

See pricing from the local manufacturer that will be making your job. Easily quote jobs for your clients.



## STEP 4

### Submit projects with one click

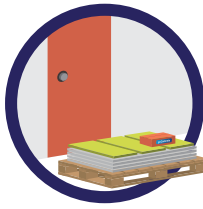
Once your job is approved by you and your client, just hit 'submit' to get it manufactured.



## STEP 5

### Track jobs with real time project notifications

Track the progress of your job from your computer, tablet or mobile. Receive real time updates.



## STEP 6

### Delivered on-site, ready to install

OneCab gives you the flexibility to have your job delivered directly to the site, or for you to organise pick up.

**No fees – EVER!**

**Send projects in 1 click**

**Support local business**

**Access top machinery**

**Instant quotes**

**All your jobs in 1 place**

**Flexibility to suit you**

**Help desk support**

**ONE CAB**  
OneCab.com.au

**ONE CAB**

OneCab is a **FREE** ordering system that allows trade professionals to quote and order cabinets in real time. In one click, send your orders direct to your local hand selected CNC manufacturer. Have your projects delivered on-site, cut-to-size and ready to install. Become a member and discover how OneCab will streamline your business.

**ONE CAB**

**ROBE UNITS**

Online Cabinetry Ordering System  
for Cabinet Makers & Builders



Powered by:  
**goCabinets**

**OneCab.com.au**  
sales@onecab.com.au

Powered by:  
**goCabinets**

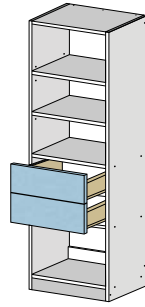
**OneCab.com.au**

Ordering your cabinetry online can seem a bit daunting the first time, even with OneCab's simple ordering system. So, if you're just starting out using OneCab, why not trial it with something a bit less complicated, like robe units?

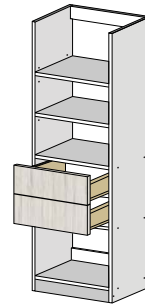
The robe units pictured here are fully customisable to your specifications. Simply select the configuration you require and input your dimensions to our simple online ordering system. You could even combine them with other base units, corner units, drawers and applied panels to put together a fully integrated wardrobe.

Since there are no setup costs you have nothing to lose by giving OneCab a try. Sign up today for your free account and experience why Australian Builders and Cabinet Makers are raving about OneCab's online cabinet ordering software.

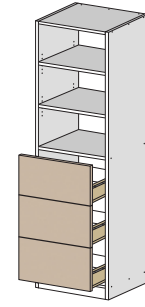
## ROBE DRAWER UNITS



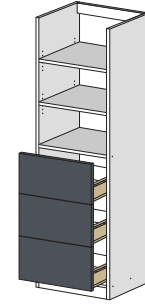
Robe 2 Drawers and Shelves and No Top



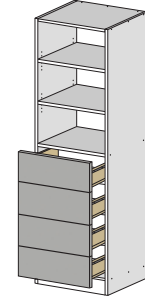
Robe 2 Drawers and Shelves and Top



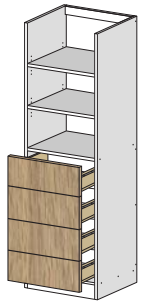
Robe 3 Drawers and Shelves and Top



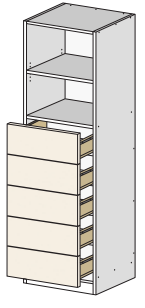
Robe 3 Drawers and Shelves No Top



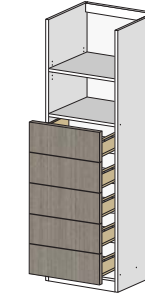
Robe 4 Drawers and Shelves and Top



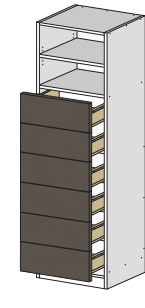
Robe 4 Drawers and Shelves No Top



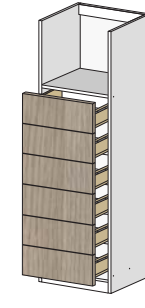
Robe 5 Drawers and Shelves and Top



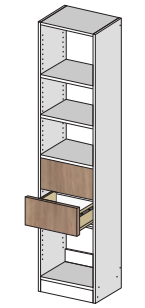
Robe 5 Drawers and Shelves No Top



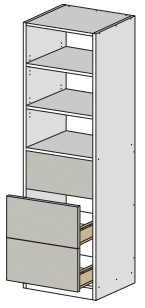
Robe 6 Drawers and Shelves and Top



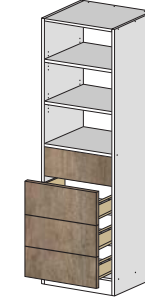
Robe 6 Drawers and Shelves No Top



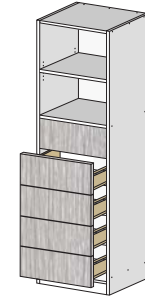
Robe 2 Inset Drawers Back Shelves and Top



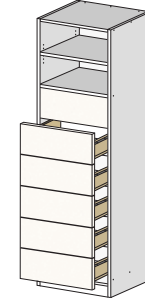
Robe 3 Inset Drawers Back Shelves and Top



Robe 4 Inset Drawers Back Shelves and Top



Robe 5 Inset Drawers Back Shelves and Top

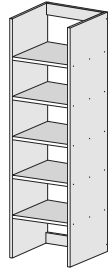


Robe 6 Inset Drawers Back Shelves and Top

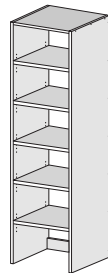
## ROBE UNITS



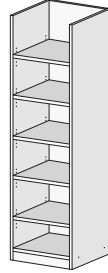
Robe Adjustable Shelves



Robe Fixed Shelves



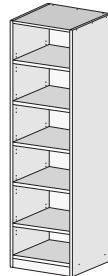
Robe Shelves and Top



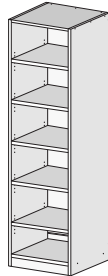
Robe Shelves Plus Back, Top and Bottom



Robe Shelves Plus Top and Bottom



Robe Shelves Plus Back and Bottom



Robe Shelves Plus Bottom